

Scaled data based on original data using
LM-79-08 Approved Method: Electrical and Photometric Measurements of Solid-
State Lighting Products

Test Report Prepared for
Cooper Lighting Solutions
(formerly Eaton)

Brand: McGRAW-EDISON

Report Number: P385909

Luminaire Tested: **GWC-SA1C-730-U-SL2**

Issue Date: 3/3/2020

Test Information

Test Method: LM-79-08
Report Number: P385909
TEST IS SCALED FROM IESNA LM-79-08 TEST DATA (G2-1903-205-20)
Test Lab: INNOVATION CENTER
Issue Date: 3/3/2020
Manufacturer: COOPER LIGHTING SOLUTIONS (FORMERLY EATON)
Product Line: MCGRAW-EDISON
Catalog Number: GWC-SA1C-730-U-SL2
Description: GALLEON WALL LUMINAIRE
(1) 70 CRI, 3000K, 1050mA LIGHTSQUARE WITH 16 LEDS AND TYPE II SPILL
LIGHT ELIMINATOR OPTICS
Light Source: -
Ballast/Driver: ELECTRONIC DRIVER

Summary

Lumens per Lamp: N/A
Luminaire Lumens: 6738 lumens
Efficiency: N/A
Efficacy: 114.2 lumens/watt
Luminous Opening: Rectangular (W 0.5' x L: 0.5' x H: 0')
IES Classification: Type III - Medium
BUG Rating: B1 - U0 - G2

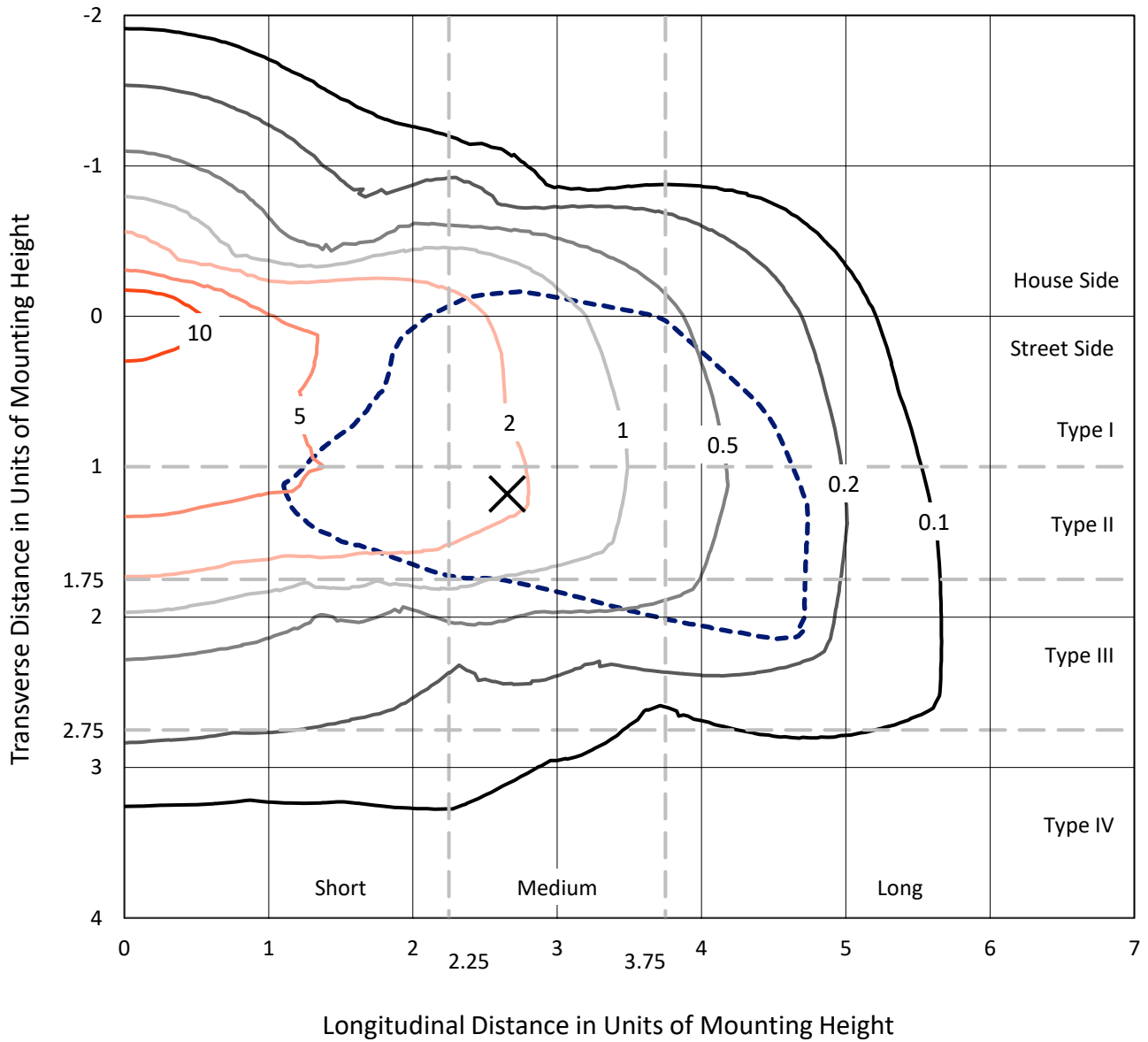
Input Watts (W): 59
Input Voltage (V): NR
Input Current (A_{in}): NR
Voltage Rise (V): NR
Power Factor: NR
Total Harmonic Distortion (THDi): NR
Frequency (hertz): 60
Stabilization Time: NR
Operation Time: NR
Ambient Temperature (°C): NR
Test Distance: 24 FT



REPORT NUMBER: P385909
 CATALOG NUMBER: GWC-SA1C-730-U-SL2

Iso-Footcandle Lines of Horizontal Illumination

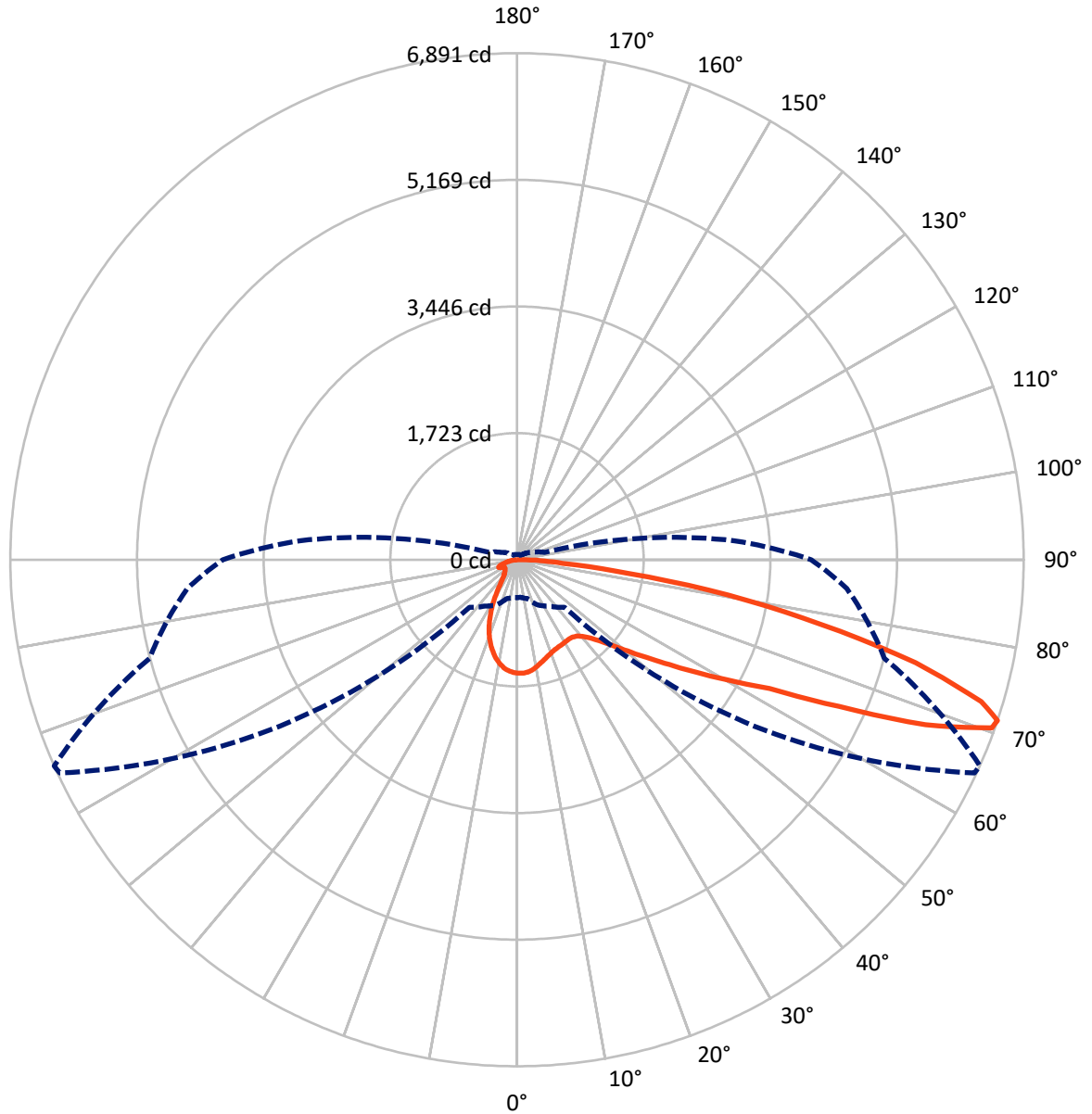
✕ Max cd
 - - - 1/2 Max cd



Based on 10 foot mounting height. Maximum calculated value = 15.4 fc
 Type III - Medium - N/A

REPORT NUMBER: P385909
CATALOG NUMBER: GWC-SA1C-730-U-SL2

Luminous Intensity Polar Plot



— Vertical Plane Through 66-Deg Lateral - - - Horizontal Cone Through 71-Deg Vertical

REPORT NUMBER: P385909

CATALOG NUMBER: GWC-SA1C-730-U-SL2

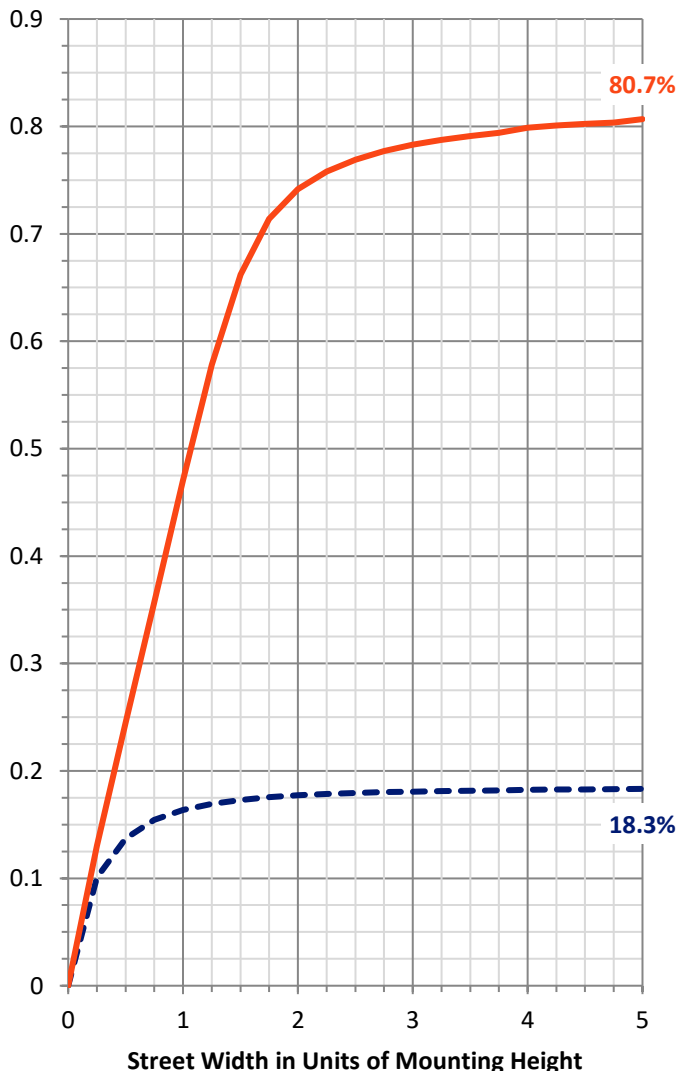
FLUX DISTRIBUTION:

		Downward	Upward	Total
House Side	Lumens	1248.7	0.0	1248.7
	% Fixture	18.5	0.0	18.5
Street Side	Lumens	5489.3	0.0	5489.3
	% Fixture	81.5	0.0	81.5
Total	Lumens	6738.0	0.0	6738.0
	% Fixture	100.0	0.0	100.0

ZONAL LUMENS:

Zone	Lumens	% Fixture
0°-10°	135.9	2.0
10°-20°	325.9	4.8
20°-30°	437.7	6.5
30°-40°	575.8	8.5
40°-50°	837.7	12.4
50°-60°	1308.5	19.4
60°-70°	1639.1	24.3
70°-80°	1250.3	18.6
80°-90°	227.0	3.4
90°-100°	0.0	0.0
100°-110°	0.0	0.0
110°-120°	0.0	0.0
120°-130°	0.0	0.0
130°-140°	0.0	0.0
140°-150°	0.0	0.0
150°-160°	0.0	0.0
160°-170°	0.0	0.0
170°-180°	0.0	0.0
0°-90°	6738.0	100.0
0°-180°	6738.0	100.0

Coefficient of Utilization



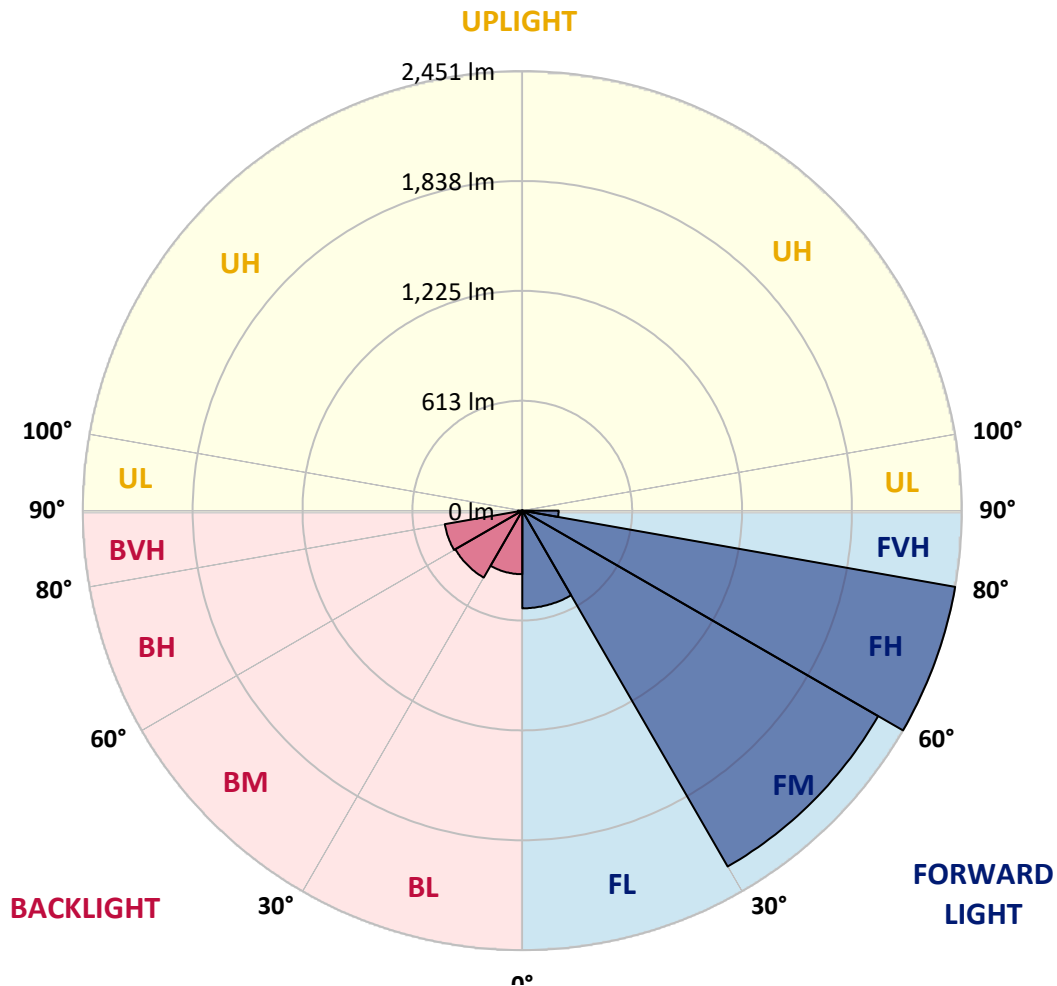
REPORT NUMBER: P385909

CATALOG NUMBER: GWC-SA1C-730-U-SL2

LUMINAIRE CLASSIFICATION SYSTEM LUMEN TABLE AND BUG RATING:

Zone	Lumens	% Fixture	Zone Rating/Lumen Limit		
			B	U	G
FL (0°-30°)	544.9	8.1			
FM (30°-60°)	2291.3	34.0			
FH (60°-80°)	2450.7	36.4			G2/5000
FVH (80°-90°)	202.5	3.0			G2/225
BL (0°-30°)	354.6	5.3	B1/500		
BM (30°-60°)	430.8	6.4	B1/1000		
BH (60°-80°)	438.8	6.5	B1/500		G1/500
BVH (80°-90°)	24.6	0.4			G1/100
UL (90°-100°)	0.0	0.0		U0/0	
UH (100°-180°)	0.0	0.0		U0/0	

BUG Rating: B1-U0-G2
 Type III Medium





REPORT NUMBER: P385909

CATALOG NUMBER: GWC-SA1C-730-U-SL2

CANDELA DISTRIBUTION (FULL):

	0°	5°	15°	25°	35°	45°	55°	65°	66°	75°	85°
0°	1543.5	1543.5	1543.5	1543.5	1543.5	1543.5	1543.5	1543.5	1543.5	1543.5	1543.5
2.5°	1514.9	1512.6	1519.6	1526.8	1529.6	1534.2	1541.2	1545.2	1544.9	1545.6	1543.3
5°	1414.4	1411.4	1425.4	1436.8	1458.6	1483.3	1513.3	1534.7	1535.2	1547.3	1550.5
7.5°	1319.3	1317.2	1333.2	1351.6	1377.0	1414.7	1463.3	1509.3	1512.1	1544.9	1556.3
10°	1243.0	1242.5	1258.1	1278.1	1307.7	1349.8	1405.6	1473.1	1477.2	1533.8	1557.3
12.5°	1183.4	1184.4	1197.8	1220.6	1251.8	1295.8	1356.3	1432.3	1439.1	1516.1	1551.9
15°	1139.5	1143.2	1154.1	1177.1	1207.9	1252.5	1314.6	1394.7	1404.9	1496.3	1548.9
17.5°	1114.3	1118.5	1126.2	1145.3	1174.1	1217.2	1276.0	1363.7	1373.0	1481.2	1549.1
20°	1106.9	1110.4	1114.8	1126.4	1150.9	1189.9	1245.5	1335.8	1345.8	1469.1	1551.5
22.5°	1121.5	1124.1	1124.6	1123.6	1138.5	1170.4	1223.4	1315.3	1326.0	1461.2	1553.1
25°	1152.9	1156.4	1153.9	1145.3	1140.4	1159.9	1212.0	1301.8	1312.5	1455.4	1549.8
27.5°	1200.2	1200.6	1198.5	1187.4	1164.3	1161.1	1208.5	1293.9	1304.2	1448.6	1543.1
30°	1264.4	1267.4	1263.7	1248.6	1210.9	1179.7	1212.7	1286.2	1295.6	1440.0	1532.1
32.5°	1339.5	1347.0	1346.7	1330.9	1276.9	1221.3	1230.0	1281.6	1288.8	1430.9	1518.9
35°	1417.5	1427.7	1446.8	1440.0	1373.3	1287.2	1263.0	1289.0	1293.9	1429.8	1509.6
37.5°	1498.4	1508.6	1548.0	1566.1	1487.9	1381.4	1315.1	1315.3	1317.7	1444.0	1508.9
40°	1583.1	1594.0	1653.1	1700.3	1636.6	1500.7	1399.1	1370.2	1367.7	1478.9	1522.6
42.5°	1701.7	1711.5	1782.5	1842.7	1801.5	1653.6	1515.2	1454.9	1449.6	1547.3	1566.6
45°	1851.8	1860.2	1935.5	2000.0	1978.8	1828.1	1661.0	1571.5	1570.5	1661.3	1655.7
47.5°	2030.2	2036.7	2104.4	2166.8	2174.5	2028.8	1844.3	1751.3	1736.2	1817.6	1793.6
50°	2216.1	2223.3	2269.4	2336.4	2393.4	2297.5	2080.2	1971.6	1951.4	2023.9	1989.0
52.5°	2339.2	2348.7	2388.7	2473.6	2639.5	2592.0	2359.2	2238.7	2208.0	2274.0	2247.3
55°	2284.3	2305.7	2366.8	2502.9	2836.3	3042.0	2703.2	2550.2	2515.5	2570.4	2554.6
57.5°	2034.6	2064.0	2147.5	2357.5	2864.0	3438.4	3223.4	2917.0	2892.6	2876.8	2884.0
60°	1578.4	1606.6	1710.1	1983.9	2671.1	3727.8	4006.2	3369.3	3333.9	3184.3	3190.8
62.5°	1117.1	1102.9	1173.9	1374.2	2170.5	3761.7	4897.0	3974.1	3857.8	3509.1	3480.5
65°	851.9	848.7	880.5	944.3	1314.6	3355.3	5427.6	4990.8	4809.1	3891.1	3823.6
67.5°	700.0	694.2	725.6	818.4	846.6	2164.7	5439.3	6170.2	5991.8	4366.6	4220.5
70°	575.5	569.0	598.3	718.1	782.4	1097.8	4577.8	6860.9	6851.4	4968.7	4520.1
71°	516.0	511.3	546.5	679.5	768.6	915.0	3952.5	6862.8	6891.4	5172.4	4502.5
72.5°	420.1	421.8	459.0	604.9	758.4	807.9	2904.9	6542.9	6603.4	5366.7	4341.7
75°	279.2	280.6	329.4	465.3	735.4	790.5	1596.6	5490.2	5601.4	5250.4	3961.8
77.5°	187.5	187.0	220.3	319.2	640.7	790.5	936.1	4106.3	4228.4	4177.7	3054.3
80°	129.1	128.2	151.7	220.3	485.0	800.0	723.7	2877.7	2914.7	2256.1	1241.4
82.5°	79.1	79.8	99.1	155.6	330.1	720.0	683.3	1569.1	1528.9	632.8	310.1
85°	45.4	45.1	63.3	105.4	211.9	607.6	666.3	675.3	619.5	190.5	112.1
87.5°	16.3	17.4	34.0	58.4	121.4	423.2	565.3	351.3	316.6	86.1	50.7
90°	0.0	0.0	0.0	0.0	0.0	0.0	0.0	0.0	0.0	0.0	0.0



REPORT NUMBER: P385909
 CATALOG NUMBER: GWC-SA1C-730-U-SL2

CANDELA DISTRIBUTION (continued):

	90°	95°	105°	115°	125°	135°	145°	155°	165°	175°	180°
0°	1543.5	1543.5	1543.5	1543.5	1543.5	1543.5	1543.5	1543.5	1543.5	1543.5	1543.5
2.5°	1541.7	1543.1	1541.5	1532.1	1524.2	1511.4	1504.2	1494.2	1491.2	1489.8	1493.5
5°	1547.5	1548.0	1534.2	1509.8	1482.4	1450.0	1426.8	1398.1	1384.7	1378.8	1382.6
7.5°	1552.9	1550.8	1520.7	1474.0	1423.3	1367.0	1317.0	1271.1	1244.4	1233.4	1234.4
10°	1553.5	1544.7	1496.6	1424.2	1345.6	1263.0	1186.2	1115.5	1070.8	1041.7	1050.6
12.5°	1546.3	1531.4	1461.0	1359.8	1250.7	1138.1	1034.3	928.2	864.5	834.9	835.9
15°	1540.8	1513.8	1417.2	1283.9	1137.4	988.2	846.6	721.9	653.9	623.7	609.5
17.5°	1536.1	1494.7	1366.5	1198.5	1003.6	814.5	644.2	533.0	495.7	486.9	483.2
20°	1529.6	1474.5	1310.0	1099.7	851.2	620.0	470.4	415.5	415.7	426.0	427.4
22.5°	1520.5	1451.4	1249.7	988.7	687.7	451.5	368.7	352.9	369.0	388.5	392.0
25°	1507.0	1424.2	1182.7	866.1	524.4	347.1	315.0	314.3	333.8	354.3	357.3
27.5°	1487.9	1388.6	1108.3	734.4	386.4	295.0	282.2	287.1	301.5	316.4	317.5
30°	1462.4	1347.2	1026.2	595.6	302.9	262.6	261.3	265.7	274.5	285.0	285.9
32.5°	1434.2	1305.1	938.5	461.1	259.4	245.2	246.6	248.7	252.9	257.1	258.0
35°	1408.6	1262.1	848.7	350.4	238.7	233.8	232.9	232.4	232.9	231.5	231.7
37.5°	1392.1	1226.5	755.1	278.9	226.8	223.8	221.0	217.5	213.6	211.2	211.7
40°	1386.1	1199.9	660.5	241.0	217.1	215.0	209.6	202.2	197.5	196.1	196.1
42.5°	1402.3	1186.2	569.0	221.9	208.9	205.4	196.6	188.0	184.5	184.2	184.0
45°	1452.1	1191.8	482.0	211.5	201.5	194.7	183.1	175.9	173.5	174.0	173.8
47.5°	1541.5	1226.9	407.6	204.5	194.0	185.2	172.2	166.3	163.5	163.5	163.8
50°	1693.4	1309.0	348.3	198.7	187.7	176.3	164.2	157.0	153.3	153.1	153.1
52.5°	1914.6	1456.1	311.3	193.8	180.8	168.4	156.3	147.3	142.8	141.9	141.4
55°	2191.9	1666.8	301.0	190.5	171.5	159.8	146.8	137.7	132.8	130.7	130.5
57.5°	2502.0	1923.2	321.3	186.6	161.9	149.6	136.3	127.7	122.6	120.0	119.8
60°	2815.8	2203.1	403.9	181.0	154.0	138.4	125.6	117.7	112.6	109.8	109.3
62.5°	3130.1	2498.1	572.5	180.5	148.4	127.7	114.7	107.9	103.1	100.0	99.3
65°	3484.7	2821.0	764.2	192.9	146.6	117.9	103.5	98.2	94.0	91.2	91.0
67.5°	3891.8	3185.5	745.8	218.2	152.8	109.1	93.1	88.9	85.8	83.5	83.3
70°	4082.8	3128.5	463.6	236.1	161.7	100.5	83.1	80.0	77.7	76.1	75.4
71°	4002.7	2970.5	388.7	234.0	160.8	96.8	79.1	76.8	74.4	73.0	72.4
72.5°	3784.5	2709.1	324.3	217.7	150.3	90.0	74.0	71.7	69.6	67.9	67.5
75°	3396.0	2419.4	259.6	174.0	119.8	76.1	64.9	62.3	60.7	59.8	58.9
77.5°	2496.4	1726.6	200.8	137.5	88.2	62.1	55.4	53.5	51.9	50.5	49.8
80°	956.4	668.8	135.2	102.6	64.7	49.1	44.7	43.7	42.1	41.2	41.2
82.5°	257.5	199.8	72.1	62.1	43.3	35.8	34.2	33.7	32.3	30.5	30.7
85°	104.2	88.2	40.5	34.2	26.5	21.2	23.0	23.3	21.6	19.3	19.5
87.5°	45.8	37.5	22.6	15.1	11.6	8.1	10.5	10.5	9.5	7.9	7.2
90°	0.0	0.0	0.0	0.0	0.0	0.0	0.0	0.0	0.0	0.0	0.0

Signify Classified - Internal
Cooper Lighting Solutions Photometric Lab
1121 Highway 74 South
Peachtree City, GA 30269

Scaled Data Report



Report Generated By 670245982

Signify Classified - Internal
Cooper Lighting Solutions Photometric Lab
1121 Highway 74 South
Peachtree City, GA 30269

Scaled Data Report



Signify Classified - Internal
Cooper Lighting Solutions Photometric Lab
1121 Highway 74 South
Peachtree City, GA 30269

Scaled Data Report



Signify Classified - Internal
Cooper Lighting Solutions Photometric Lab
1121 Highway 74 South
Peachtree City, GA 30269

Scaled Data Report



Signify Classified - Internal
Cooper Lighting Solutions Photometric Lab
1121 Highway 74 South
Peachtree City, GA 30269

Scaled Data Report



--- HS — SS

Signify Classified - Internal
Cooper Lighting Solutions Photometric Lab
1121 Highway 74 South
Peachtree City, GA 30269

Scaled Data Report



u

Signify Classified - Internal
Cooper Lighting Solutions Photometric Lab
1121 Highway 74 South
Peachtree City, GA 30269

Scaled Data Report



Signify Classified - Internal
Cooper Lighting Solutions Photometric Lab
1121 Highway 74 South
Peachtree City, GA 30269

Scaled Data Report



(END OF REPORT)